

cidihub

CANARY ISLANDS DIGITAL INNOVATION HUB

Resultados CIDIHUB 1.0



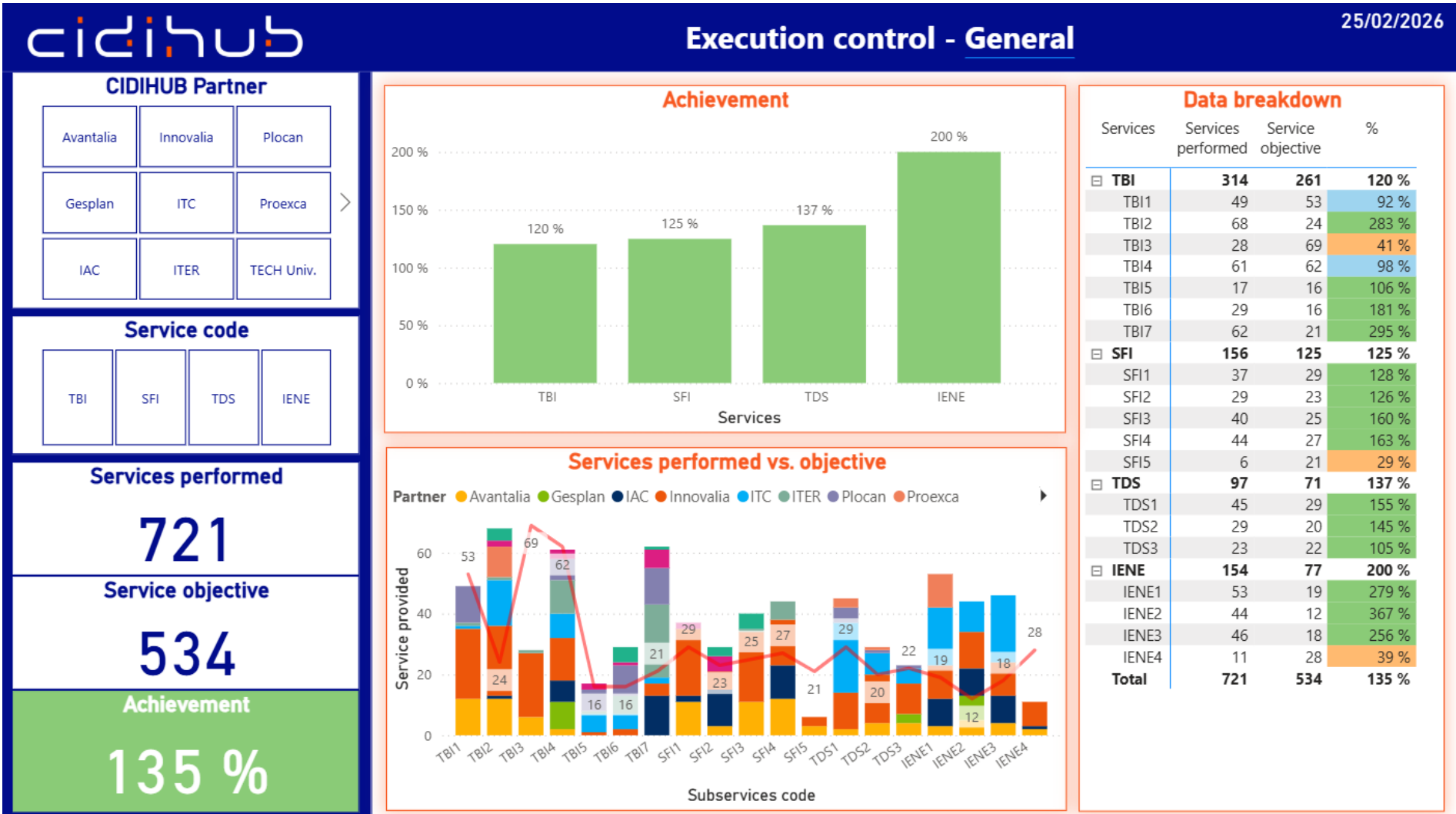
ÍNDICE

01. General
02. Por categoría
03. Por socio



01. General

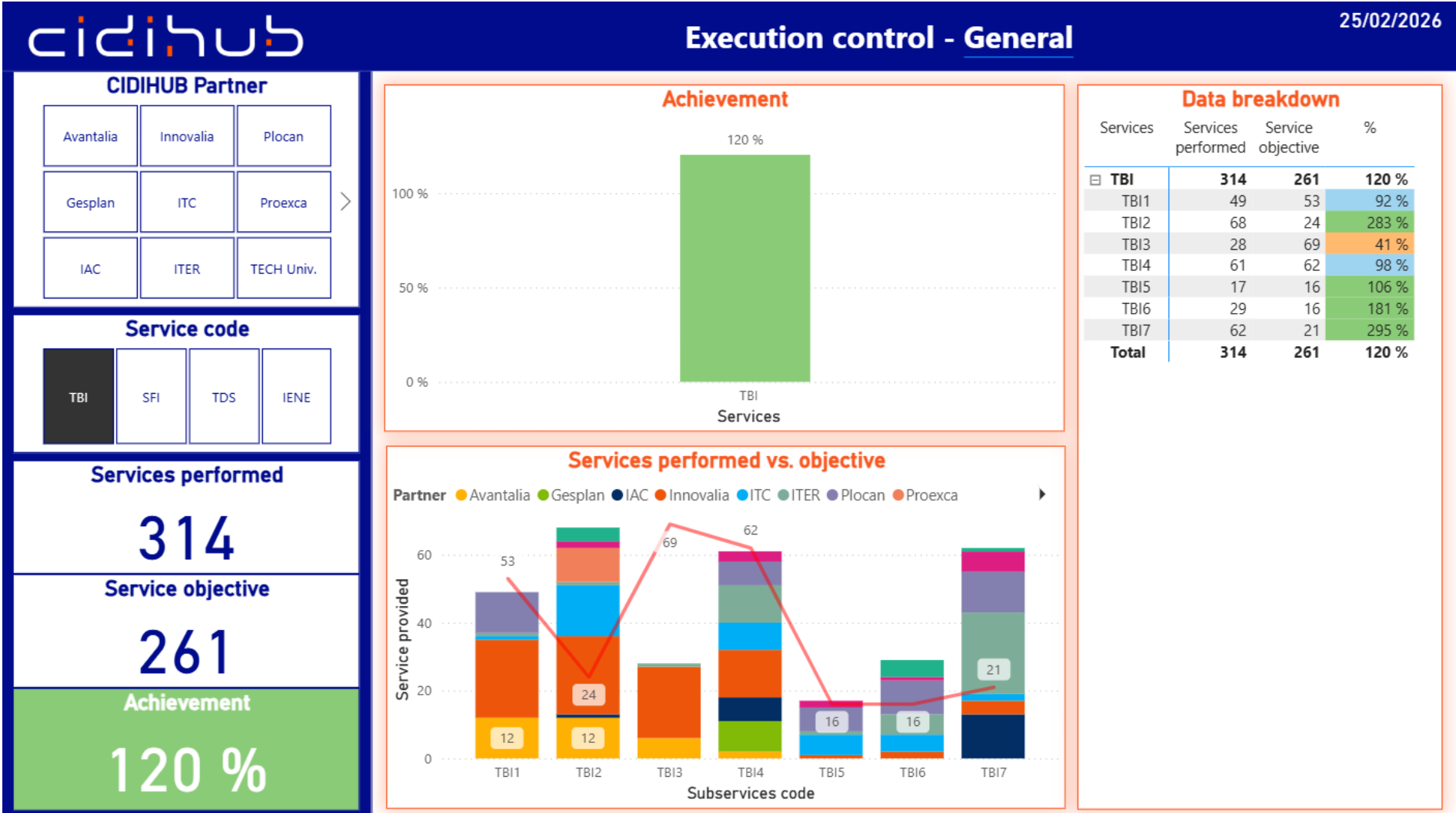
General



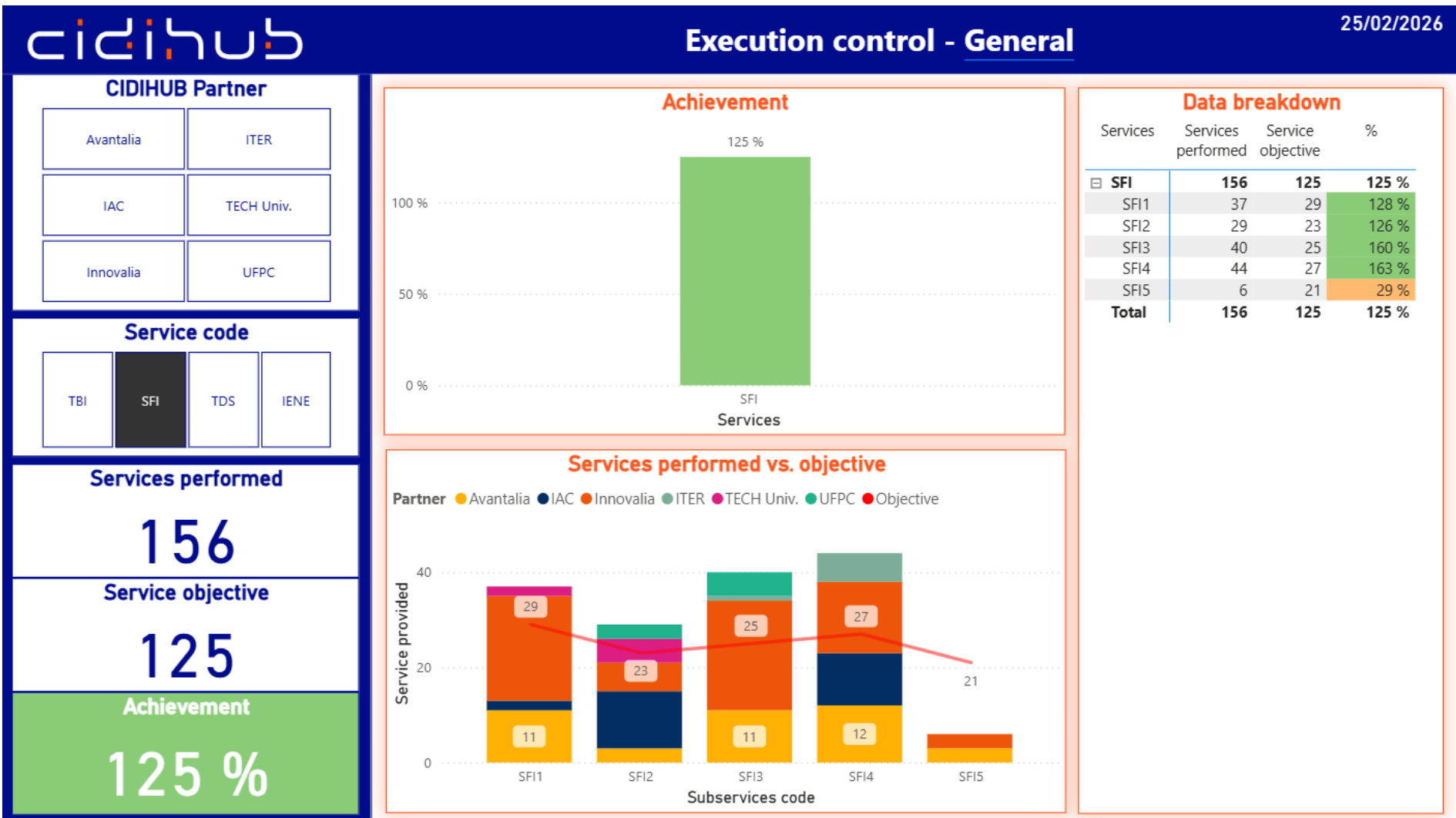


02. Por categoría

TBI



SFI



DIGITAL INNOVATION HUB DE CANARIAS

Cofinanciado por la Unión Europea

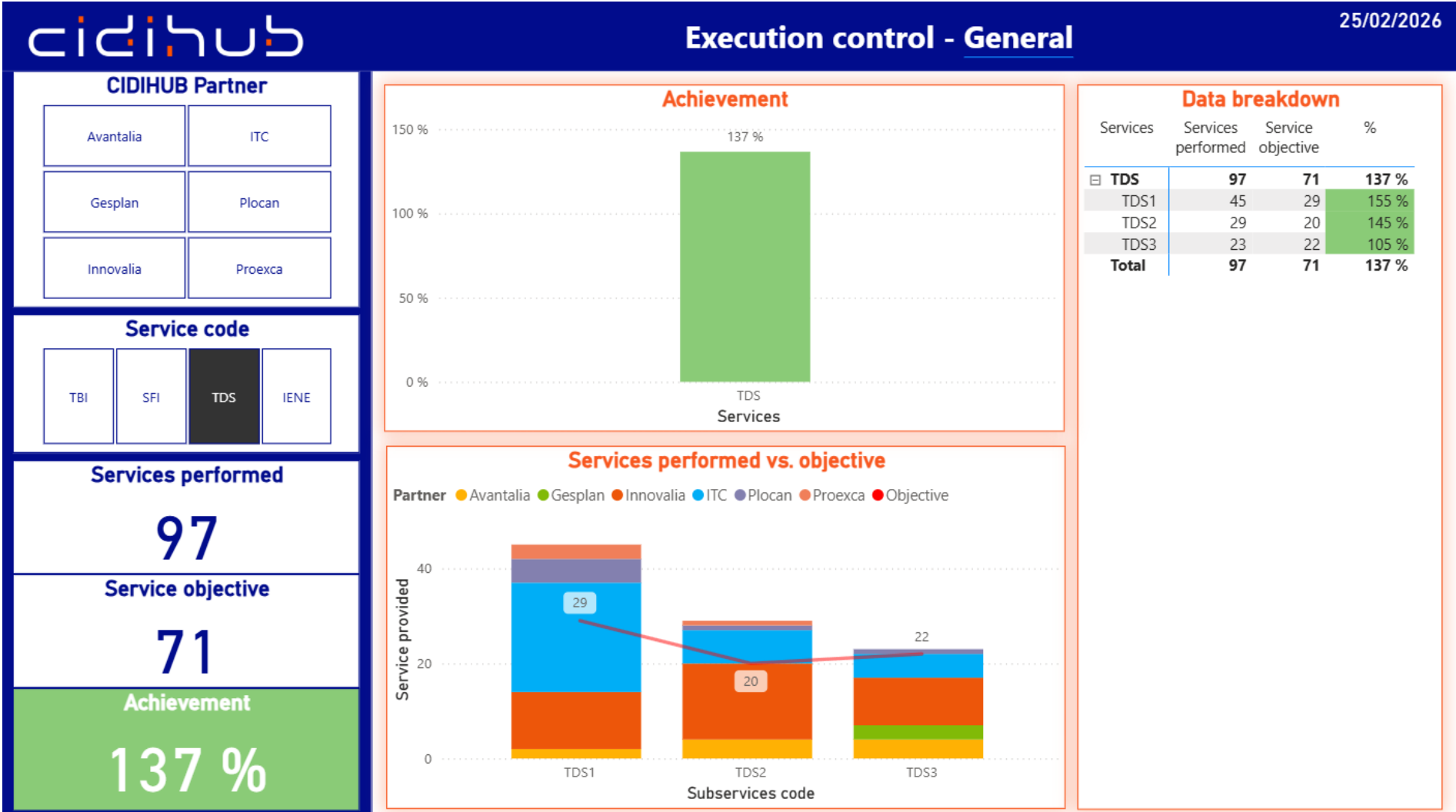
Financiado por la Unión Europea
NextGenerationEU

GOBIERNO DE CANARIAS
CONSEJO DE ECONOMÍA, COMPETITIVIDAD Y EMPLEO

Plan de Recuperación, Transformación y Resiliencia

GOBIERNO DE CANARIAS
CONSEJO DE ECONOMÍA, COMPETITIVIDAD Y EMPLEO

TDS



Cofinanciado por la Unión Europea

Financiado por la Unión Europea
NextGenerationEU

Gobierno de Canarias
Consejo de Economía, Competitividad y Empleo

CIDIHUB Partner

| | |
|-----------|-----------|
| Avantalia | Innovalia |
| Gesplan | ITC |
| IAC | Proexca |

Service code

| | | | |
|-----|-----|-----|------|
| TBI | SFI | TDS | IENE |
|-----|-----|-----|------|

Services performed

154

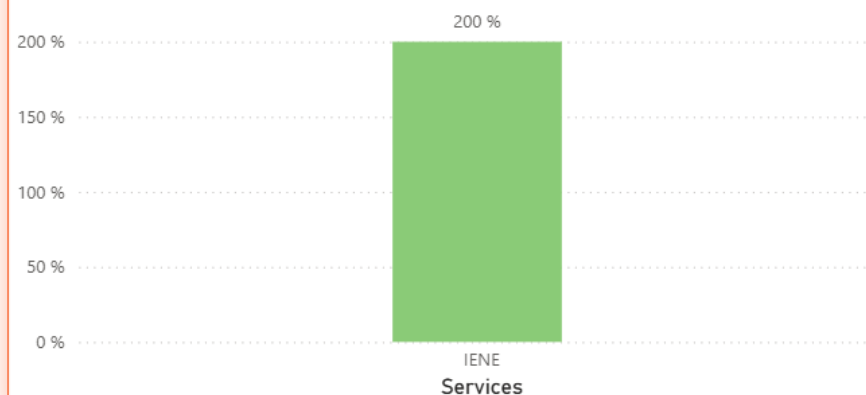
Service objective

77

Achievement

200 %

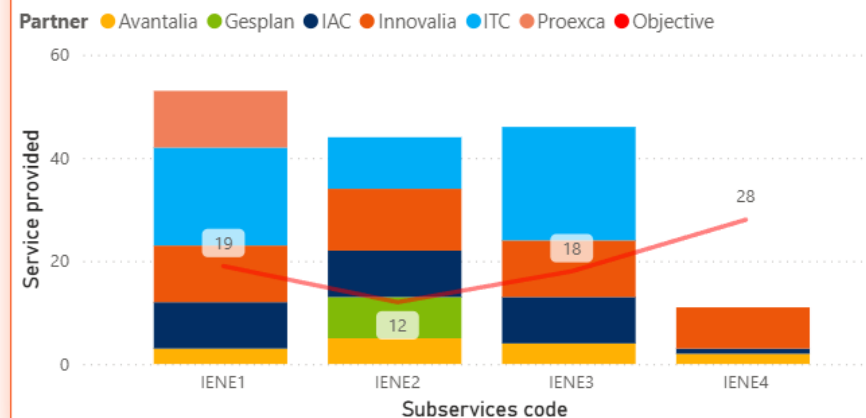
Achievement



Data breakdown

| Services | Services performed | Service objective | % |
|--------------|--------------------|-------------------|--------------|
| IENE | 154 | 77 | 200 % |
| IENE1 | 53 | 19 | 279 % |
| IENE2 | 44 | 12 | 367 % |
| IENE3 | 46 | 18 | 256 % |
| IENE4 | 11 | 28 | 39 % |
| Total | 154 | 77 | 200 % |

Services performed vs. objective





03. Por socio

Avantalia

CIDIHUB

Execution control - Avantalia

05/02/2026

CIDIHUB Partner

| | | |
|-----------|-----------|------------|
| Avantalia | Innovalia | Plocan |
| Gesplan | ITC | Proexca |
| IAC | ITER | TECH Univ. |

Service code

| | | | |
|-----|-----|-----|------|
| TBI | SFI | TDS | IENE |
|-----|-----|-----|------|

Services performed

96

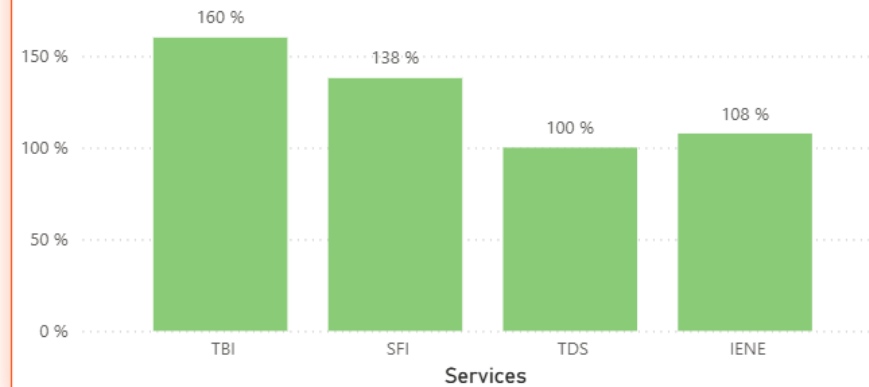
Service objective

72

Achievement

133 %

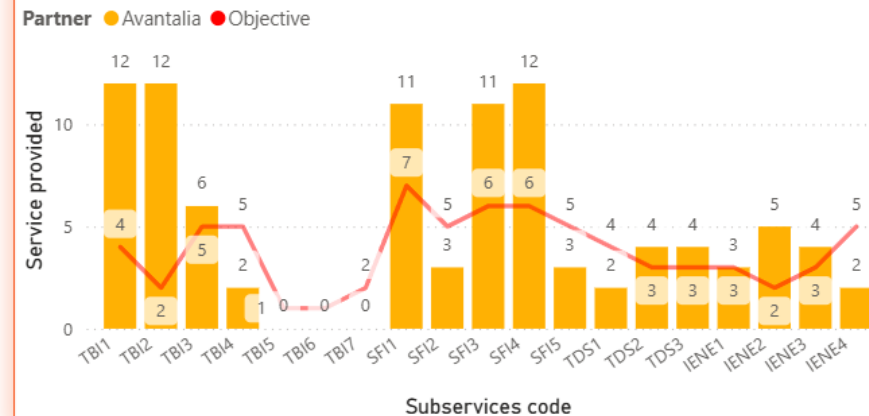
Achievement



Data breakdown

| Services | Services performed | Service objective | % |
|--------------|--------------------|-------------------|--------------|
| TBI | 32 | 20 | 160 % |
| TBI1 | 12 | 4 | 300 % |
| TBI2 | 12 | 2 | 600 % |
| TBI3 | 6 | 5 | 120 % |
| TBI4 | 2 | 5 | 40 % |
| TBI5 | 0 | 1 | 0 % |
| TBI6 | 0 | 1 | 0 % |
| TBI7 | 0 | 2 | 0 % |
| SFI | 40 | 29 | 138 % |
| SFI1 | 11 | 7 | 157 % |
| SFI2 | 3 | 5 | 60 % |
| SFI3 | 11 | 6 | 183 % |
| SFI4 | 12 | 6 | 200 % |
| SFI5 | 3 | 5 | 60 % |
| TDS | 10 | 10 | 100 % |
| TDS1 | 2 | 4 | 50 % |
| TDS2 | 4 | 3 | 133 % |
| TDS3 | 4 | 3 | 133 % |
| IENE | 14 | 13 | 108 % |
| IENE1 | 3 | 3 | 100 % |
| IENE2 | 5 | 2 | 250 % |
| IENE3 | 4 | 3 | 133 % |
| IENE4 | 2 | 5 | 40 % |
| Total | 96 | 72 | 133 % |

Services performed vs. objective



Gesplan



Cofinanciado por la Unión Europea

Financiado por la Unión Europea
NextGenerationEU

Gobierno de Canarias
Consejo de Economía, Competitividad y Empleo

cidihub

Execution control - IAC

25/02/2026

CIDIHUB Partner

| | | |
|-----------|-----------|------------|
| Avantalia | Innovalia | Plocan |
| Gesplan | ITC | Proexca |
| IAC | ITER | TECH Univ. |

Achievement

| Services | Achievement % |
|----------|---------------|
| TBI | 100 % |
| SFI | 167 % |
| IENE | 560 % |

Service code

| | | |
|-----|-----|------|
| TBI | SFI | IENE |
|-----|-----|------|

Data breakdown

| Services | Services performed | Service objective | % |
|--------------|--------------------|-------------------|--------------|
| TBI | 21 | 21 | 100 % |
| TBI1 | 0 | 4 | 0 % |
| TBI2 | 1 | 2 | 50 % |
| TBI3 | 0 | 6 | 0 % |
| TBI4 | 7 | 5 | 140 % |
| TBI5 | 0 | 1 | 0 % |
| TBI6 | 0 | 1 | 0 % |
| TBI7 | 13 | 2 | 650 % |
| SFI | 25 | 15 | 167 % |
| SFI1 | 2 | 3 | 67 % |
| SFI2 | 12 | 3 | 400 % |
| SFI3 | 0 | 3 | 0 % |
| SFI4 | 11 | 3 | 367 % |
| SFI5 | 0 | 3 | 0 % |
| IENE | 28 | 5 | 560 % |
| IENE1 | 9 | 1 | 900 % |
| IENE2 | 9 | 1 | 900 % |
| IENE3 | 9 | 1 | 900 % |
| IENE4 | 1 | 2 | 50 % |
| Total | 74 | 41 | 180 % |

Services performed

74

Services performed vs. objective

Service objective

41

Services provided vs. objective

Achievement

180 %

Subservices code

Innovalia

CIDIHUB Partner

| | | |
|-----------|------------------|------------|
| Avantalia | Innovalia | Plocan |
| Gesplan | ITC | Proexca |
| IAC | ITER | TECH Univ. |

Service code

| | | | |
|-----|-----|-----|------|
| TBI | SFI | TDS | IENE |
|-----|-----|-----|------|

Services performed

237

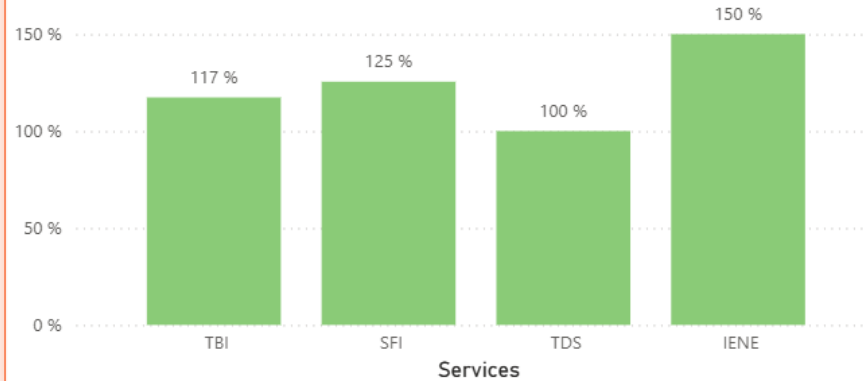
Service objective

196

Achievement

121 %

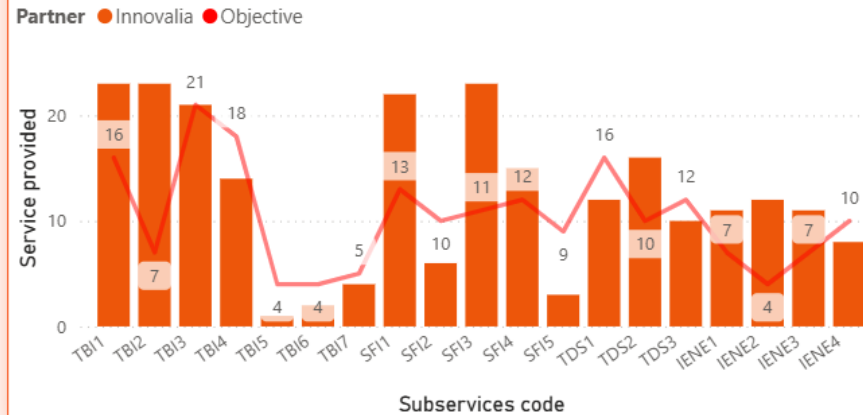
Achievement



Data breakdown

| Services | Services performed | Service objective | % |
|--------------|--------------------|-------------------|--------------|
| TBI | 88 | 75 | 117 % |
| TBI1 | 23 | 16 | 144 % |
| TBI2 | 23 | 7 | 329 % |
| TBI3 | 21 | 21 | 100 % |
| TBI4 | 14 | 18 | 78 % |
| TBI5 | 1 | 4 | 25 % |
| TBI6 | 2 | 4 | 50 % |
| TBI7 | 4 | 5 | 80 % |
| SFI | 69 | 55 | 125 % |
| SFI1 | 22 | 13 | 169 % |
| SFI2 | 6 | 10 | 60 % |
| SFI3 | 23 | 11 | 209 % |
| SFI4 | 15 | 12 | 125 % |
| SFI5 | 3 | 9 | 33 % |
| TDS | 38 | 38 | 100 % |
| TDS1 | 12 | 16 | 75 % |
| TDS2 | 16 | 10 | 160 % |
| TDS3 | 10 | 12 | 83 % |
| IENE | 42 | 28 | 150 % |
| IENE1 | 11 | 7 | 157 % |
| IENE2 | 12 | 4 | 300 % |
| IENE3 | 11 | 7 | 157 % |
| IENE4 | 8 | 10 | 80 % |
| Total | 237 | 196 | 121 % |

Services performed vs. objective



CIDIHUB Partner

| | | |
|-----------|------------|------------|
| Avantalia | Innovalia | Plocan |
| Gesplan | ITC | Proexca |
| IAC | ITER | TECH Univ. |

Service code

| | | |
|-----|-----|------|
| TBI | TDS | IENE |
|-----|-----|------|

Services performed

123

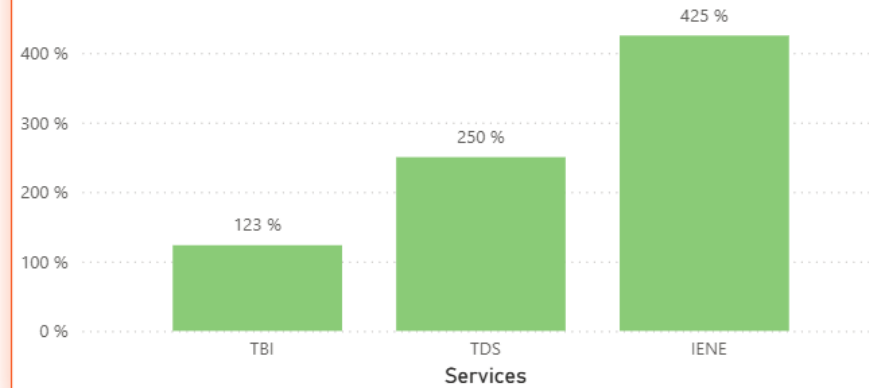
Service objective

56

Achievement

220 %

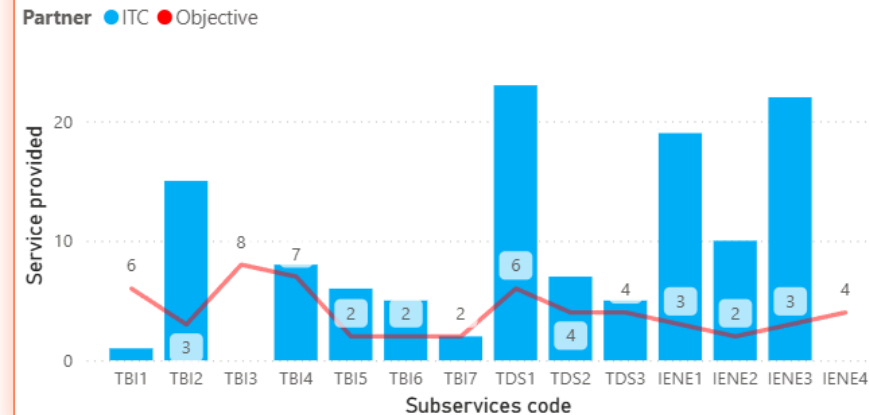
Achievement



Data breakdown

| Services | Services performed | Service objective | % |
|--------------|--------------------|-------------------|--------------|
| TBI | 37 | 30 | 123 % |
| TBI1 | 1 | 6 | 17 % |
| TBI2 | 15 | 3 | 500 % |
| TBI3 | 0 | 8 | 0 % |
| TBI4 | 8 | 7 | 114 % |
| TBI5 | 6 | 2 | 300 % |
| TBI6 | 5 | 2 | 250 % |
| TBI7 | 2 | 2 | 100 % |
| TDS | 35 | 14 | 250 % |
| TDS1 | 23 | 6 | 383 % |
| TDS2 | 7 | 4 | 175 % |
| TDS3 | 5 | 4 | 125 % |
| IENE | 51 | 12 | 425 % |
| IENE1 | 19 | 3 | 633 % |
| IENE2 | 10 | 2 | 500 % |
| IENE3 | 22 | 3 | 733 % |
| IENE4 | 0 | 4 | 0 % |
| Total | 123 | 56 | 220 % |

Services performed vs. objective



ITER

CIDIHUB Partner

| | | |
|-----------|-------------|------------|
| Avantalia | Innovalia | Plocan |
| Gesplan | ITC | Proexca |
| IAC | ITER | TECH Univ. |

Service code

| | |
|-----|-----|
| TBI | SFI |
|-----|-----|

Services performed

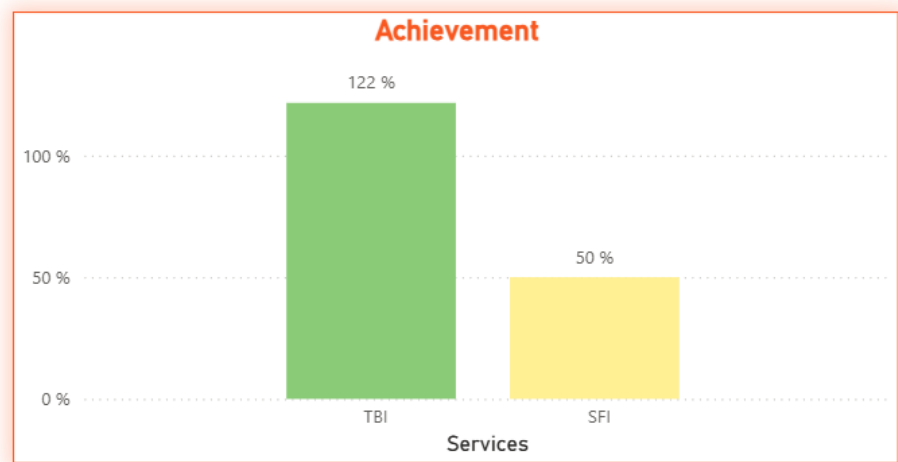
52

Service objective

51

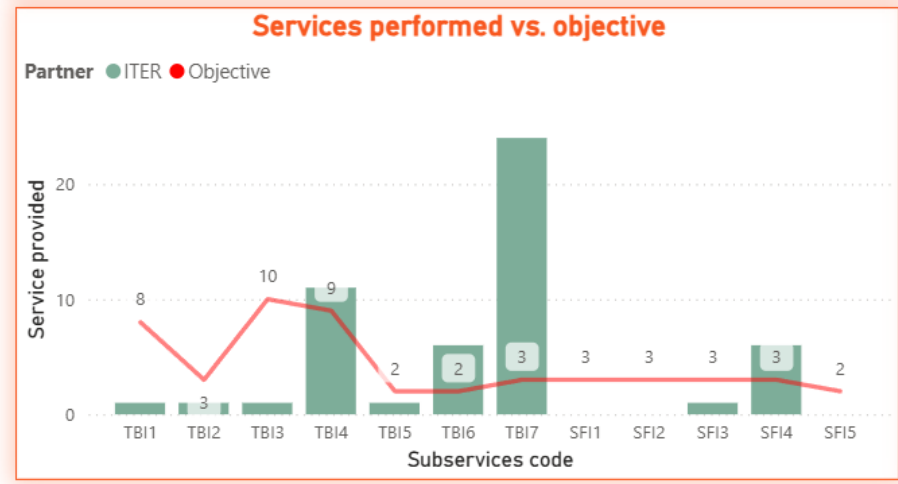
Achievement

102 %



Data breakdown

| Services | Services performed | Service objective | % |
|--------------|--------------------|-------------------|--------------|
| TBI | 45 | 37 | 122 % |
| TBI1 | 1 | 8 | 13 % |
| TBI2 | 1 | 3 | 33 % |
| TBI3 | 1 | 10 | 10 % |
| TBI4 | 11 | 9 | 122 % |
| TBI5 | 1 | 2 | 50 % |
| TBI6 | 6 | 2 | 300 % |
| TBI7 | 24 | 3 | 800 % |
| SFI | 7 | 14 | 50 % |
| SFI1 | 0 | 3 | 0 % |
| SFI2 | 0 | 3 | 0 % |
| SFI3 | 1 | 3 | 33 % |
| SFI4 | 6 | 3 | 200 % |
| SFI5 | 0 | 2 | 0 % |
| Total | 52 | 51 | 102 % |



PLOCAN

CIDIHUB Partner

| | | |
|-----------|-----------|---------------|
| Avantalia | Innovalia | Plocan |
| Gesplan | ITC | Proexca |
| IAC | ITER | TECH Univ. |

Service code

| | |
|-----|-----|
| TBI | TDS |
|-----|-----|

Services performed

55

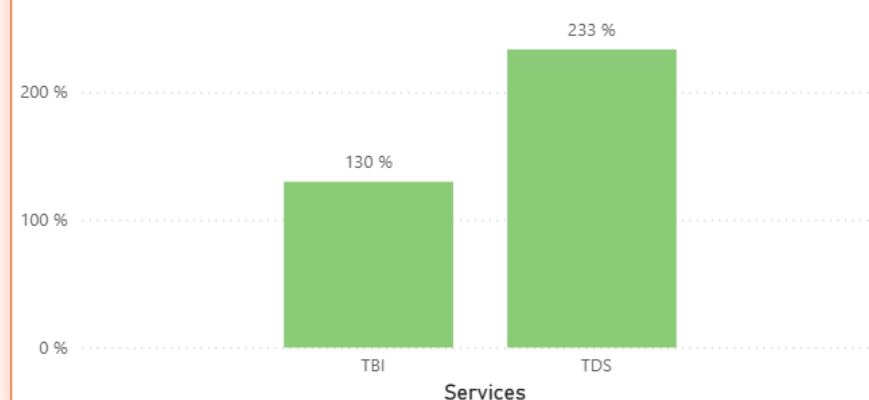
Service objective

40

Achievement

138 %

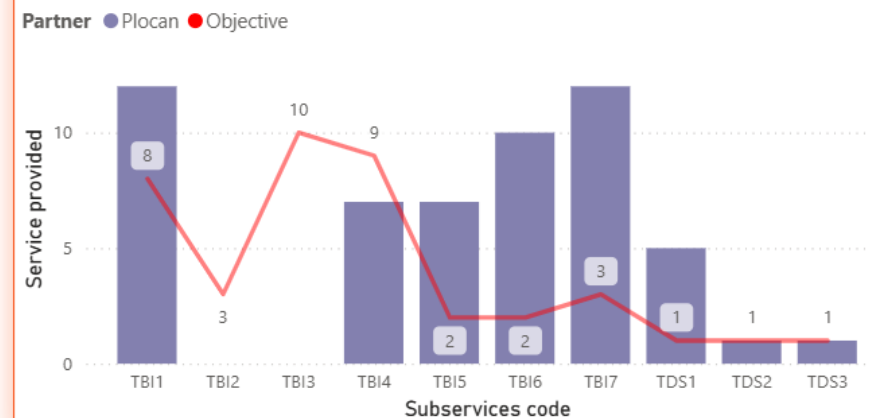
Achievement



Data breakdown

| Services | Services performed | Service objective | % |
|--------------|--------------------|-------------------|--------------|
| TBI | 48 | 37 | 130 % |
| TBI1 | 12 | 8 | 150 % |
| TBI2 | 0 | 3 | 0 % |
| TBI3 | 0 | 10 | 0 % |
| TBI4 | 7 | 9 | 78 % |
| TBI5 | 7 | 2 | 350 % |
| TBI6 | 10 | 2 | 500 % |
| TBI7 | 12 | 3 | 400 % |
| TDS | 7 | 3 | 233 % |
| TDS1 | 5 | 1 | 500 % |
| TDS2 | 1 | 1 | 100 % |
| TDS3 | 1 | 1 | 100 % |
| Total | 55 | 40 | 138 % |

Services performed vs. objective



PROEXCA

CIDIHUB

Execution control - Proexca

05/02/2026

CIDIHUB Partner

| | | |
|-----------|-----------|------------|
| Avantalia | Innovalia | Plocan |
| Gesplan | ITC | Proexca |
| IAC | ITER | TECH Univ. |

Service code

| | | |
|-----|-----|------|
| TBI | TDS | IENE |
|-----|-----|------|

Services performed

25

Service objective

24

Achievement

104 %

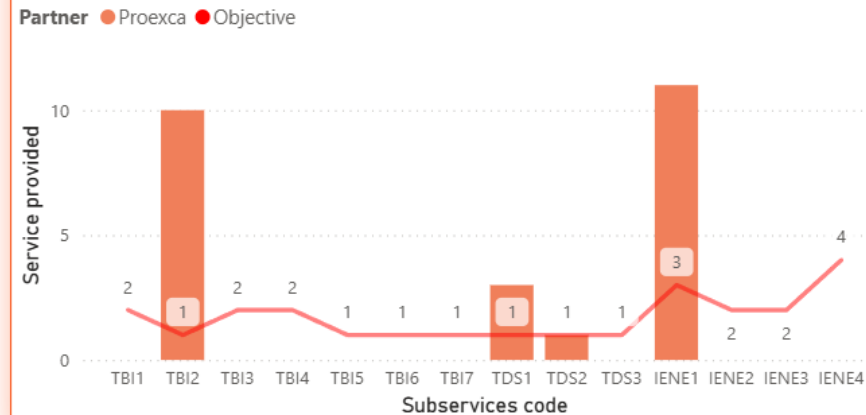
Achievement



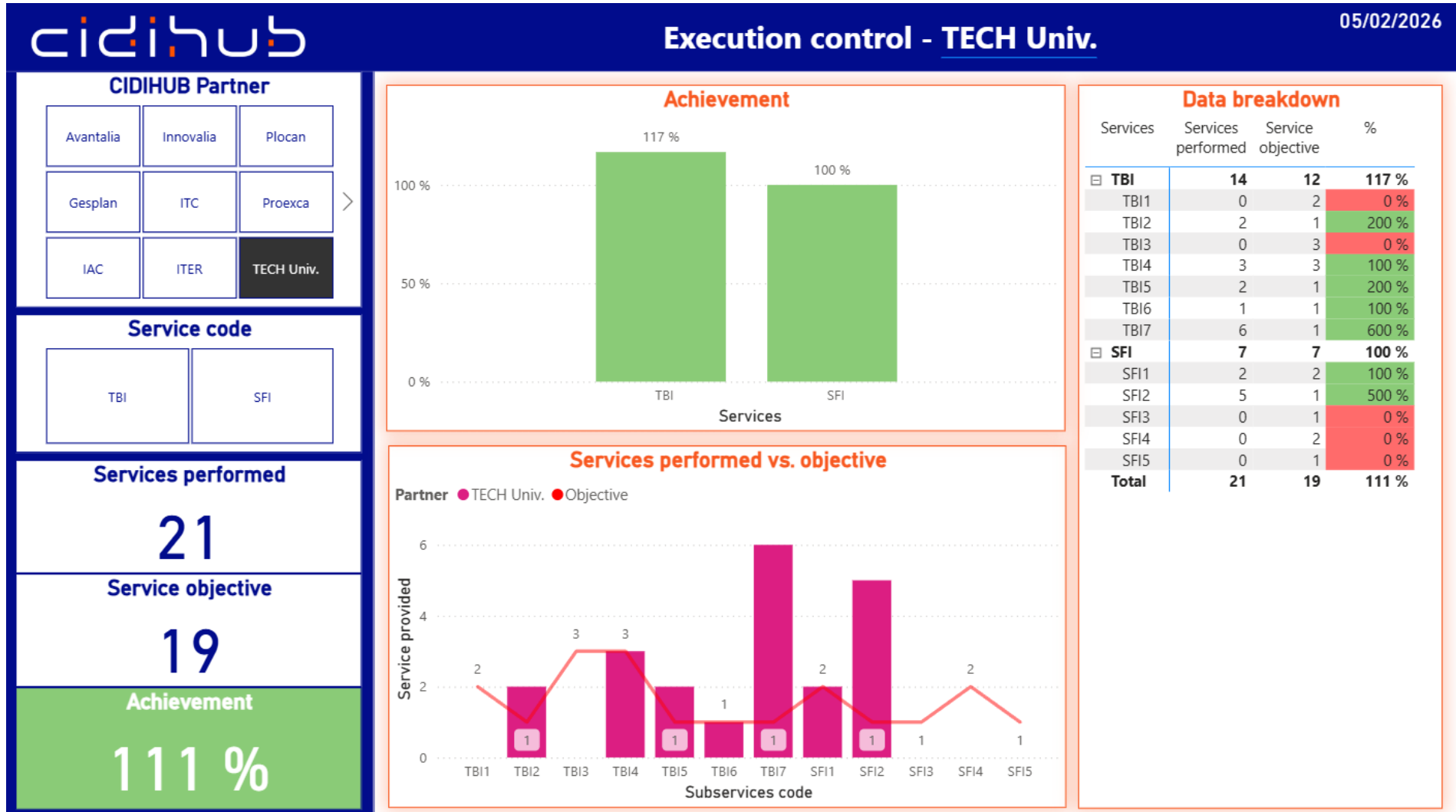
Data breakdown

| Services | Services performed | Service objective | % |
|--------------|--------------------|-------------------|--------------|
| TBI | 10 | 10 | 100 % |
| TBI1 | 0 | 2 | 0 % |
| TBI2 | 10 | 1 | 1000 % |
| TBI3 | 0 | 2 | 0 % |
| TBI4 | 0 | 2 | 0 % |
| TBI5 | 0 | 1 | 0 % |
| TBI6 | 0 | 1 | 0 % |
| TBI7 | 0 | 1 | 0 % |
| TDS | 4 | 3 | 133 % |
| TDS1 | 3 | 1 | 300 % |
| TDS2 | 1 | 1 | 100 % |
| TDS3 | 0 | 1 | 0 % |
| IENE | 11 | 11 | 100 % |
| IENE1 | 11 | 3 | 367 % |
| IENE2 | 0 | 2 | 0 % |
| IENE3 | 0 | 2 | 0 % |
| IENE4 | 0 | 4 | 0 % |
| Total | 25 | 24 | 104 % |

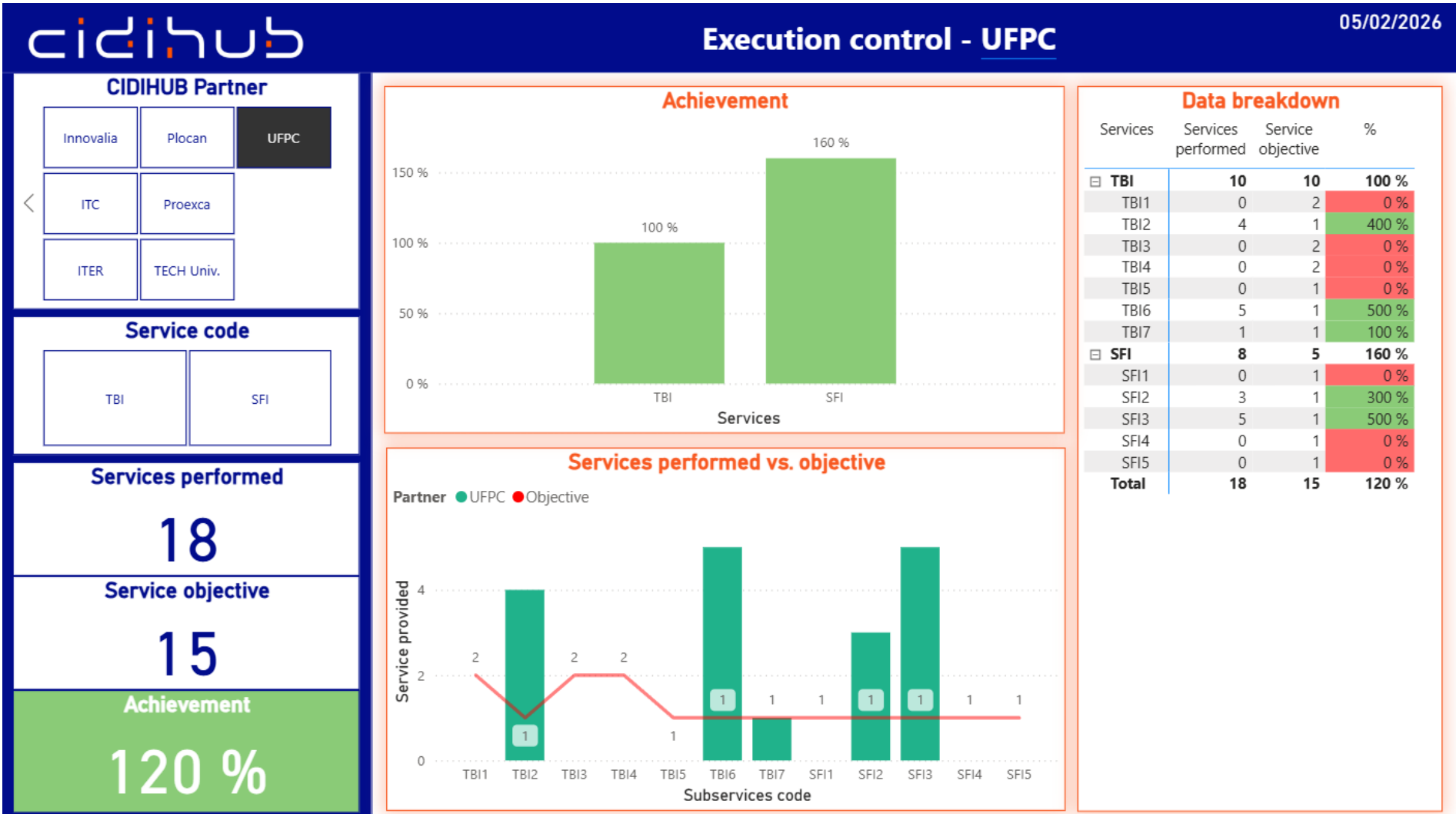
Services performed vs. objective



Universidad TECH



UFPC



DIGITAL INNOVATION HUB DE CANARIAS

Cofinanciado por la Unión Europea

Financiado por la Unión Europea
NextGenerationEU

GOBIERNO DE ESPAÑA
MINISTERIO DE ECONOMÍA Y ASUNTOS EXTERIORES

Plan de Recuperación, Transformación y Resiliencia

Gobierno de Canarias
CONSEJO DE ECONOMÍA, COMPETITIVIDAD Y EMPLEO